

WHAM

NEWS VIEWS AND REVIEWS



Official Publication of the Wichita Historical Aircraft Modelers, SAM 56,
and the Kansas Sunflower Squadron, FAC Squadron #23

Issue JE-71
Date: 11/02/07

ROUNDELS FOR WORLD WAR I AIRCRAFT by Mike Nassise

Everyone has their favorite way of doing things, especially when it comes to producing markings for model aircraft. Recently I built a Dime Scale SE-5 from a plan that Dave Stott had given me several years ago, and so I found myself confronted with the task of making up a set of British roundels for six positions on the airplane. Here's how I went about it. The results were better than expected.

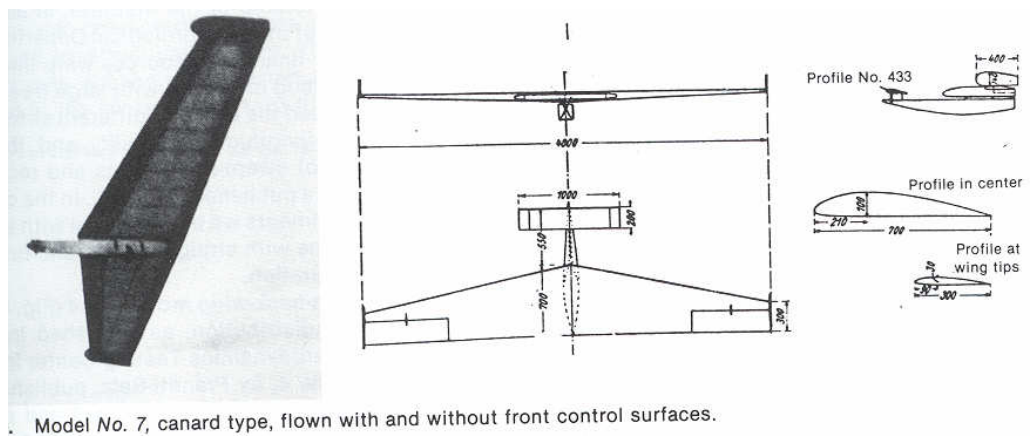
Basically, I made up the roundels in layers which I assembled and attached to the model with 3M spray cement, a product used by graphic artists for layout work. The dark blue and red circles for the roundels were cut from tissue. The white circle was cut from very thin "airmail" type of writing paper which was first given a mist coat of flat white Krylon. When the three circles were put together the resulting roundels looked really nice. They were reasonably light, the blue color did not show through the white, and they lay flat on the model's surfaces when cemented in place.

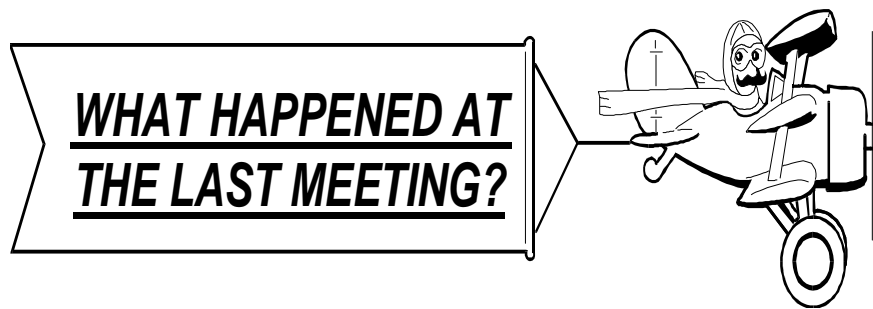
As a matter of fact, they looked so good that I decided to do a set of German crosses in the same way for the Junkers J-10 "Tin Donkey" that I'm also currently building. This type of national Insignia should be even easier to do than the roundels. I plan to cut out the crosses from black tissue. cement them to a sheet of airmail paper prepared as above, and then use a hobby knife and a metal ruler to cut around each cross leaving a very narrow white outline around its outer edges.

The hardest part of the technique involves hand-cutting the tissue with an X-Acto knife, but it can be done if you take your time and use a new blade. The 3M spray cement was great to work with. It takes a minute or two to set up, giving you the opportunity to move things around if they don't line up well to begin with. Obviously, this technique for producing roundels can be applied to other types of markings such as American stars and bars on a blue background, Japanese "meatballs" with a white outline, etc. Give it a try. I think you'll be pleasantly surprised at how well it works.

Inside this issue:	pg
Meeting Minutes	2
.	3
.	4
Featured Plan	5
Upcoming Events	6

Possible Science Olympiad Balloon Glider design? A Lippisch design from 1930!





September 15, 2007 Meeting Minutes

ATTENDEES:

Larry Bishop, Jeff Englert, Jim & Marty O'Reilly, Jack & Eleanor Phelps, Ed & Char Salguero, Terry & Lori Trisler, Bill & Marilyn Schmidt, Ed Ross, Dan Walton.

President Ed Ross called the meeting to order.

The previous meeting minutes were approved as revised and published.

Jim O'Reilly presented the treasurer's report.

OLD BUSINESS:

The flying field was reported as open again, the hay has been collected.

NEW BUSINESS:

Next meeting will include election of officers for the 2008 year.

Jim O'Reilly is running for the position of SAM national president.

Bill Schmidt reported on the Perry. OK contest.

Jeff Englert reported on the Denver, Co contest.

SHOW AND TELL:

Ed Ross brought in a modified Hollinger Cruiser done in red and yellow tissue.

Bill Schmidt had two Cessna C-37 Airmasters built from the Peerless 10 cent plan (though enlarged to 16 inch).

Dan Walton brought and played the DVD on the Comet Model Company history.

Jeff Englert displayed a thermal detection system made from components found at Wal-Mart.

October Postal Contest Results

October, surprisingly, seems to be the month to get out and fly free-flight here in Wichita. I usually use up my vacation and this year it paid off handsomely. I and others managed to get out quite a few times with the wind actually in the single digit mph range. Jack Phelps managed to entice us out in time to get a 1/2A Texaco Postal score in time to enter. We did real well, finishing 5th overall (if you don't win, you don't have to host!):

2007 INTERNATIONAL 1/2A TEXACO POSTAL CHALLENGE RESULTS

SAM 27 Northern California, Napa, CA

Total Pilots: 3 Score 5164

SAM 84 Vintagents, Brisbane, Qld., Australia

Total Pilots: 8 Score 5142

SAM 12 Atlantic County Skyblazers, New Jersey

Total Pilots: 5 Score 4754

SAM 51 Nifty Ones, Carmichael, CA

Total Pilots: 8 Score 4668

SAM 56, Wichita Historic Aircraft Modelers, Kansas

Ed Salguero Sailplane 864 894 1758

Jack Phelps Playboy 400 900 1300

Jeff Englert Playboy 570 562 1132

Total Pilots: 4 Score 4190

SAM 1788, SAM of Australia 1788, Inc., Australia

Total Pilots: 4 Score 4182

SAM 26, Central Coast Chapter, California

Total Pilots: 7 Score 4143

SAM N-X-211, St. Louis, Missouri

Total Pilots: 6 Score 3721

SAM 2001 l'AQUILONE , Italy

Total Pilots: 4 Score 3379

SAM 600, Victoria, Australia (Not in compliance with rules)

Total Pilots : 3 Score 3265

SAM 93, Tulsa, Oklahoma

Total Pilots: 5 Score 3081

SAM 60, Johnstown, Pennsylvania

Total Pilots: 7 Score 2419

SAM 21, The Blackjack Club, San Jose, California

Total Pilots: 5 Score 2340

We also managed to get a team together and enter the Jimmie Allen Postal Contest. Jim Lerman served as the spark plug. Again the overall finish wasn't impressive, but we sure had fun!

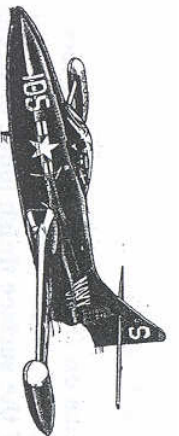
2007 JIMMIE ALLEN RESULTS

1.	<u>SAM 27, NAPA, CA.</u>			
Flying	Jerry Rocha	Dave Krinard	Skokie	360
Date	3583 Ruston Ln.	Jerry Rocha	Skokie	359
Aug. 11	Napa, CA. 94558	Ding Zarate	Skokie	<u>334</u>
				1053
2.	<u>CACTUS SQUADRON, MESA, AZ.</u>			
Flying	Joe McGuire	Neal Hudson	BA Parasol	360
Date	6001 E. Southern Ave. #72	Joe McGuire	BA Cabin	349
Sep. 16	Mesa, AZ. 85206	Jim Seamster	BA Cabin	<u>260</u>
				969
3.	<u>THERMALEERS, ST. LOUIS, MO.</u>			
Flying	Hal Schwan	Hal Schwan	Skyraider	334
Date	105 Shady Valley Dr.	Conrad Ruppert	Skyraider	275
Aug. 21	Chesterfield, MO. 63017	Al Zimmer	Skokie	<u>136</u>
				745
4.	<u>SAM 26, SANTA MARIA, CA.</u>			
Flying	Hardy A. Robinson	Jim Elliott	BA Cabin	283
Date	1456 W. Trimeria Ave.	Dick Fischer	BA Cabin	178
Sep. 12	Santa Maria, CA. 93458	Hardy Robinson	BA Cabin	<u>239</u>
				700
5.	<u>SAM 56, WICHITA, KS.</u>			
Flying	Jim Lehrman	Jim O'Reilly	BA Cabin	212
Date	P. O. Box 161	Jeff Englert	J.A. Special	189
Sep. 22	Goessel, KS. 67053	Tom Derber	BA Cabin	<u>179</u>
				580
6.	<u>OLD TIME EAGLES, AIRMONT, NY.</u>			
Flying	Richard Eimert	Ed Sylan	B& Cabin	281
Date	8 Overbrook Drive	Dick Eimert	BA Cabin	140
Aug. 30	Airmont, NY. 10952	Mike Cook	Skyraider	<u>135</u>
				556
7.	<u>UTAH STATE AEROMODELERS</u>			
Flying	George Swanson	Monty Young	Skokie	<u>125</u>
Date	1420 Logan Ave.			125
Sep. 15	Salt Lake City, UT. 84105			

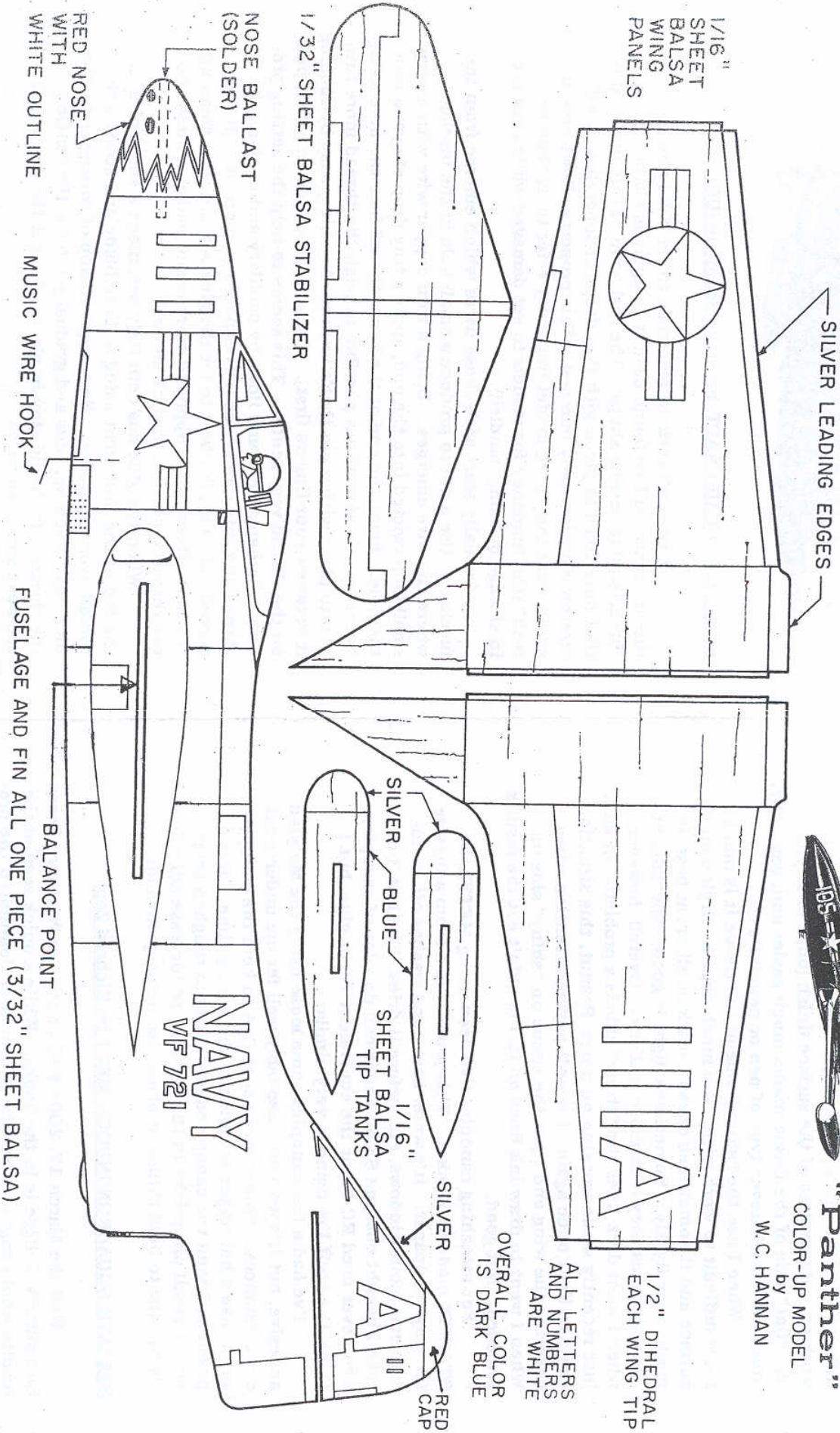
14 Skokies
1 BA Parasol
3 Skyraiders
1 J.A. Special

THANKS
FOR YOUR
PARTICIPATION
IN THE J.A.
POSTAL

PANTHER JET




FULL SIZE PLANS
Grumman
"Panther"
COLOR-UP MODEL
by
W. C. HANNAN




BONUS PLAN

Here's a nifty Jet Catapult model from the Jan./Feb. Sig Air-Modeler. Two bonus points under the new FAAC rules for the tip tanks. Model represents an F9F-2 flown from

the USS Kearsarge during the Korean War. Enlarge the plan on a photo copier by a factor of 1.50 to get a model-size typical of those flown at New England meets.



FLYING ACES



**Sunflower Squadron
Wichita, KS**

Date: 11/02/07 ISSUE JE-71

→ The next SAM 56 Dinner Meeting will be at:

**Cortez Mexican Restaurant
344 W. 29th St.**

Saturday, November 10, 2007
Social Hour @ 6:00 PM, Dinner @ 7:00 PM.

Upcoming Events:

Outdoor Fun Fly - Have fun with whatever you bring out!

→ **Membership Information:**

Open to all interested AMA members, founded to encourage and promote the model airplane building hobby.
Member dues \$20 annually, Subscription only; \$12 annually, \$18 foreign.
Send checks to Jim O'Reilly, 4760 Battin, Wichita, KS 67220.
All memberships and subscription renewals are due January 1st of the new year.

<u>Club Officers:</u>	President:	Ed Ross, 682-9692	Vice-President:	Bill Lindsay, 689-8491
	Treasurer:	Jim O'Reilly, 744-0856	Secretary:	Bill Schmidt, 744-0378

ATTENTION: The new year requires you (unless your address label says different) to submit a monetary

renumeration to continue membership in the club and to receive this newsletter (if mailed). To those that are on the email distribution, a monetary contribution is always welcomed. Note even though the inflationary trends of the world continue, (printing cost increases, etc.), the amount of our yearly dues didn't increase (**STILL \$20**). Please send your dues or subscription fee (**STILL \$12**) to our club treasurer. Please consider a multiple year renewal, its cheap!