



(Official
newsletter of
the
"Black Jack"
Club)

DEC2023#2312bhc



SAM21

CLIPPER

Society of Antique Modelers

Chapter 21

AMA Charter Club 1470



Lescher will be 101 years old on Dec 28th. We always celebrate his birthday at SAM21's Christmas Party! Happy Birthday, Lescher!

... in this issue:

- P.1 HAPPY BIRTHDAY, LESCHER!
- P.2 LATEST DOPE, MEETING DATE LIST
- P.3 DECEMBER MEETING AND PARTY PICTURES
- P.4 CHRISTMAS/WHITE ELEPHANT PARTY PHOTOS
- P.5 SAM27 CHRISTMAS PARTY
- P.6 SAM21 EHLING POSTAL CHALLENGE 2023
- P.7 LASER CUT GASKETS
- P.8 2024 SWR SAM RC INFORMATION
- P.9 FIRST SAM WORLD CHAMPIONSHIP INFORMATION
- P.10 SAM21 RENEWAL INFO, CLUB INFO, RENEWAL FORM

Next Meeting:

January 11th, 2024

Dr. Alan Peterson's House

1115 Seena Avenue

Los Altos, Ca 93024

1:00 p.m.


Christmas Party!

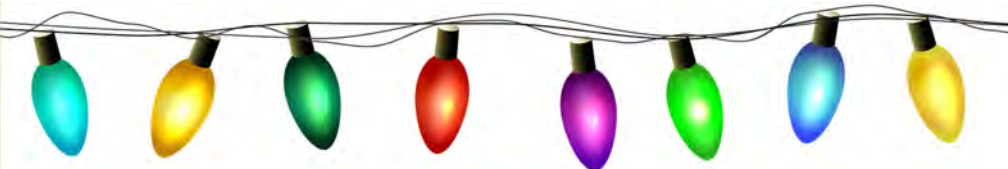


SAM21 Current Affairs

Latest dope.....



- SAM21 Christmas Party was held on December 7th, 1 p.m. at Doc Alan and Gina's place.
- SAM21 dues are due! SAM 21 2024 membership will remain at \$10.00. What a deal! Please use the form to renew your SAM21 membership. Valid AMA membership required.
- While you are at it, don't forget to renew your AMA and SAM memberships also.
- 2024 meeting schedule is on the left. 
- SAM21 gathered a team of three to enter the Ehling 1/2A Postal Texaco contest. Thanks to Sam Niece persistence!
- Sarge had submitted an application to get the FRIA status at Schmidt Ranch.
- First contest event of 2024 will be the Southwest Regionals SAM RC events will be held on January 13th through 15th, 2024 in Eloy, Arizona. See flier for log into the web link for more details.



Merry Christmas
and
Happy New Year!

2024 Meeting Dates

1st Thursday after
the 1st Monday

7:00 p.m.

Dr Peterson's House.
1115 Seena Avenue, Los
Altos.

January 11

A week later than regular date

February 8

March 7

April 4

May 9

June 6

July 11

Changed from July 4

August 8

September 5

October 10

November 7

December 5

Don't forget to
renew your

SAM 21

membership,
the dues is

\$10.00

for 2024



December Christmas Party

SAM 21 Meeting December 7th, 2023

A bunch of members gathered to have fun, not much business was transpired!



Lescher did bring an engine to show, it is an Arden 09 glow, circa 1948. The glow version was a conversion of the original 1947 Spark Ignition engine.



A K&B Kiwi-A is promptly displayed in the middle of the room. I think it was built from a BMJR kit.



(Alan, Fred) Bill, Steve and Cliff.



Bill, Steve, Sam and Lescher.



Onto more important event, dinner.



Chef Gina prepared a great fest for us, including this big tray of lasagna and more!



December White Elephant Gift Exchange



Goodies under the tree.



While Lescher picked a not so long box...full of engines. But it was stolen by Brian.



Bill picked an O&R engine.



Then Lescher had to pick another one...



Fred got a long box, hmm... and so did Steve.



I did not remember what Sam ended up with. I think Cliff picked up a long box too!



Highlights from SAM27 Christmas Party



Lori, Mike & Carol, the welcoming committee.



Mike is explaining the models on display.



Table full of gifts.



Mike and Bill pulling the numbers!



Emcee Chip! He wears that well!



Chip and Mike, President of SAM 27.

Ehling 1/2A Postal Challenge, Team SAM 21.


On November 29, three of the SAM21 members gathered at the Peninsula Channel Commanders flying site, in Half Moon Bay, Ca to entertain the idea of entering the Ehling Postal Challenge. They were Sam Niece , Brian Chan and Mark Heckman. The weather was not the best and the weather was unstable, light wind and sunny/cloudy! We started about 9:30 am and managed to put in all the flights before the wind got too much for the 1/2A planes. We forgot to take photos of the pilots with their planes, just got a picture of the three pilots. To our excuse, we did not have Mr. Roselle with us to document the event.



Sam, Brian and Mark, at PCC flying site. We will try to have a day of 1/2A –Sp400 event at this site in the summer of 2024.




The back hill and the cloud formation that held the planes up in the sky!



ENTRY FORM TIME IN SECONDS

Frank Ehling
International 1/2 A Texaco
Postal Challenge
2023



SAM Chapter: 21 CALIFORNIA (number and location please)

| Pilot's Name | Model | Wing Area (sq. in.) | Weight (oz.) | Flight 1 (sec.) | Flight 2 (sec.) | Flight 3 (sec.) | Total |
|------------------|---------------|---------------------|--------------|-----------------|-----------------|-----------------|-------|
| 1. MARK HECKMAN | RAMPBLER | 279 | 17 | (180) | (213) | ✓ | 394 |
| 2. SAM NIECE | Baby PLAYBOY | 295 | 17 | (265) | (591) | ✓ | 1151 |
| 3. BRIAN CHAN | Record Holder | 300 | 17 | 744 | (900) | (900) | 1800 |
| 4. BRIAN SARGENT | | | | | | | |
| 5. | | | | | | | |
| 6. | | | | | | | |
| 7. | | | | | | | |

Total time is the sum of the best two flights. 15 min. max. Grand Total: (top three) 3345

Flying Date: 11/29/2023
 Weather: Cloud, LIGHT WIND, FGW Team Manager: BRIAN CHAN
 Address: 113 STARLITE DRIVE
SAV, MATEO, CA 94402
 Telephone: 650-867-8813
 Email: EATBRIAN@GMAIL.COM
SAM21 EDITOR@GMAIL.COM

Send Results by Dec. 9, 2023 to:
 Mike Clancy, SAM 27
 2018 Eldorado Ct.
 Novato, CA 94947
 U.S.A.
 Tel: 415 897 2817
 Email: mikelsfv@comcast.net

As of the publishing date of this Clipper, the final result of the 2023 Postal Challenge has not been tabulated.



The official entry form from Team SAM21 and the results.



Searching for Engine Gaskets.

I was having a hard time locating the thin gasket material to replace some older gaskets from a McCoy .098 cu. in. glow engine. I ask my OFB Bruce if he has any of the material laying around the shop, he came up with this solution for me.



ICBIM Products, P.O. Box 166, Swartz Creek, Michigan 48473

<https://icbimproducts.com>

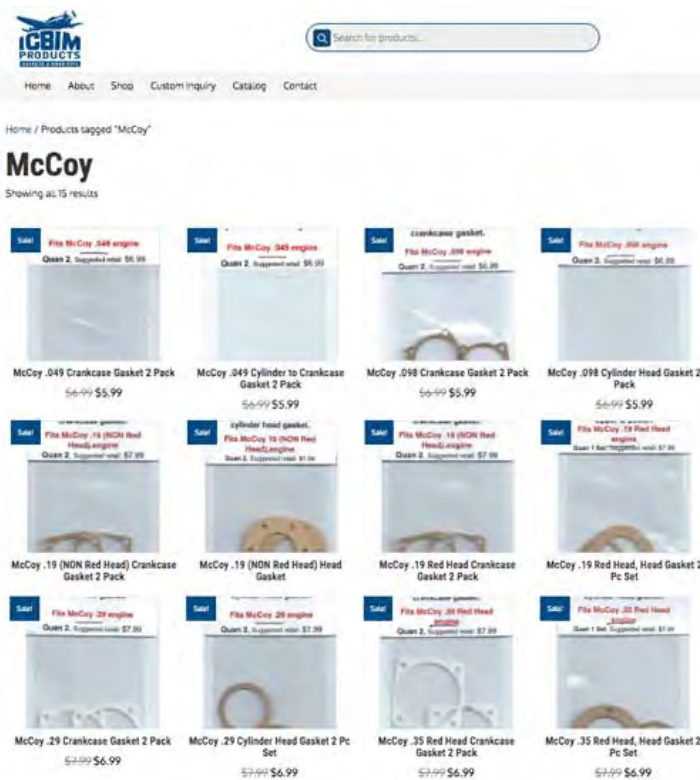
info@icbimproducts.com

Premium Gaskets and RC Expertise

ICBIM began making gaskets in 2005 when finding high-quality gaskets was getting harder and harder, and the ones you could find weren't lasting long. At the time, most gaskets were typically punched or stamped into a pressed paper, which was not holding up. People also noticed that over time the quality decreased as the dies used to stamp out the product wore down or got dull.

That's where ICBIM came in and changed the game; instead of using dies to cut our gaskets, we use a laser to get a more precise cut out every time. We have also stepped up to using higher quality automotive grade materials to give you a longer and better-lasting product. We custom produce each gasket, so we always have your gasket in stock, with most orders shipping within 2-3 days of being placed. Not seeing the gasket, you are looking for? Reach out to us, so we can collaborate and get your gasket produced and sent to you!

We are Modelers, serving Modelers. We have over 35 years of experience in not only the RC industry, but also have a background as a mechanical engineers. We love this hobby, and we love this industry and have spent most of our lives building and flying R/C airplanes and helicopters and a unique set of knowledge to help support you in what you love to do most!



ICBIMProducts.com

Laser Cut Muffler/Exhaust Gaskets, Plus!

For almost ALL 2-Stroke RC Engines out there, gas or glow. If we don't have it, we'll make it for you!



Here is our current list of gaskets we manufacture. Check the Web-Site regularly for additions.

- BMW 700-01
- DAI 200-01
- Dyno 100-01
- Dyno 100-02
- Dyno 100-03
- Dyno 100-04
- Dyno 100-05
- Dyno 100-06
- Dyno 100-07
- Dyno 100-08
- Dyno 100-09
- Dyno 100-10
- Dyno 100-11
- Dyno 100-12
- Dyno 100-13
- Dyno 100-14
- Dyno 100-15
- Dyno 100-16
- Dyno 100-17
- Dyno 100-18
- Dyno 100-19
- Dyno 100-20
- Dyno 100-21
- Dyno 100-22
- Dyno 100-23
- Dyno 100-24
- Dyno 100-25
- Dyno 100-26
- Dyno 100-27
- Dyno 100-28
- Dyno 100-29
- Dyno 100-30
- Dyno 100-31
- Dyno 100-32
- Dyno 100-33
- Dyno 100-34
- Dyno 100-35
- Dyno 100-36
- Dyno 100-37
- Dyno 100-38
- Dyno 100-39
- Dyno 100-40
- Dyno 100-41
- Dyno 100-42
- Dyno 100-43
- Dyno 100-44
- Dyno 100-45
- Dyno 100-46
- Dyno 100-47
- Dyno 100-48
- Dyno 100-49
- Dyno 100-50
- Dyno 100-51
- Dyno 100-52
- Dyno 100-53
- Dyno 100-54
- Dyno 100-55
- Dyno 100-56
- Dyno 100-57
- Dyno 100-58
- Dyno 100-59
- Dyno 100-60
- Dyno 100-61
- Dyno 100-62
- Dyno 100-63
- Dyno 100-64
- Dyno 100-65
- Dyno 100-66
- Dyno 100-67
- Dyno 100-68
- Dyno 100-69
- Dyno 100-70
- Dyno 100-71
- Dyno 100-72
- Dyno 100-73
- Dyno 100-74
- Dyno 100-75
- Dyno 100-76
- Dyno 100-77
- Dyno 100-78
- Dyno 100-79
- Dyno 100-80
- Dyno 100-81
- Dyno 100-82
- Dyno 100-83
- Dyno 100-84
- Dyno 100-85
- Dyno 100-86
- Dyno 100-87
- Dyno 100-88
- Dyno 100-89
- Dyno 100-90
- Dyno 100-91
- Dyno 100-92
- Dyno 100-93
- Dyno 100-94
- Dyno 100-95
- Dyno 100-96
- Dyno 100-97
- Dyno 100-98
- Dyno 100-99
- Dyno 100-100





Received an email from Walt Angus, the Southwest Regionals SAM RC events will be held on January 13th through 15th, 2024 in Eloy, Arizona. Here is a list of events, open to discussion at time of contest.

More information and entry forms is available at <https://swregionals.org/>

| SWR 2024 SAM Event Schedule | | |
|------------------------------------|-------------------------|-------------------------|
| Saturday 1/13/2024 | Sunday 1/14/2024 | Monday 1/15/2024 |
| 1/2 A Texaco | C Combined Ign/Glow | 1/2 A Texaco Scale |
| B Combined Ign/Glow | Electric LMR | A Combined Ign/Glow |
| Electric Texaco | Electric Replica | Brown Jr LER |
| Antique Combined | Ohlsson Sideport | Speed 400 120/10 |
| Speed 400—60/10 | Old Time Glider | Spirit of SAM |
| Wakefield Class LMR | SAM Woodie Glider | |
| | Speed 400—90/10 | |
| | Texaco | |
| | | |



Note: Motor homes and other long wheelbase vehicles should turn left (east) onto W. Phillips Road then right (south) onto Overfield Road. Please limit speed on these dirt roads to minimize dust impact to our field neighbors.



First SAM World Championship for RC Models

I received the following email from Laszlo Torok, SAM5 (Budapest, Hungary) President.

Dear friends,

I am sending the official invitation of the SAM World Championship with love.

I am asking for your help so that our invitation reaches SAM chapters in all parts of the world.

At the SAM European Championship in Slovakia (Nytitra 25-29 June 2023) I officially announced the SAM World Championship, which is organized by SAM 5 Hungary. I saw that the announcement was a great success among European competitors.

I have just sent the rules to the leaders of the European countries.

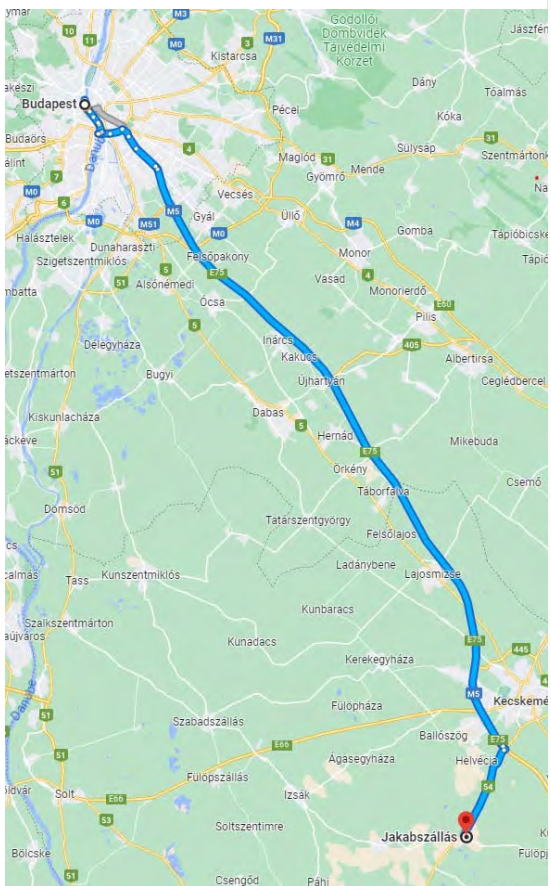
As soon as we open the website of the World Championship, we will send a notification immediately. In the meantime, if anyone has questions, please give them my email address: toroklaszlo704@gmail.com.

Thank you to everyone for your work that made it possible for us to get this far!

Sincerely

Laszlo Torok

President of SAM 5 Hungary



Jakabszállás is about 100km SSE of Budapest, Hungary.

A promotional graphic for the 'First SAM World Championship for RC Models'. The background is a blue sky with white clouds and a globe showing the world. Three RC models are flying: a blue and white glider labeled 'Star 13' and 'Stadler 1943', a red and white glider, and a purple glider. The text 'We warmly welcome antique modelers from all over the world' is written in a bold, black font across the middle. At the bottom, the dates '23-29. 06. 2024 Hungary Jakabszállás' are displayed, flanked by two SAM logos. The SAM logo features a globe and the text 'THE SOCIETY OF ANTIQUE MODELERS' and 'SAM HUNGARY'.



A Friendly Reminder....The Renewal Process

It is almost January, SAM21, AMA* and SAM membership are due at the end of the year. It is coming up faster than you think. So before you are swamped with all the holiday event distractions, send in your membership dues to all three organizations. (*newer AMA members might have a different renewal dates.)



Use the renewal form and send renewal fee to **Cliff Shekell, 2473 Briarwood Drive, San Jose, California 95125**. The SAM21 2023 membership is \$10.00.



Go to <http://www.mysamstore.com/> click on "**Join/Renew Membership**" on the upper left . It will redirect you to a renewal form. Fill in the form and click on the "submit form" button. The next page will be to select the online/print option. After that it will direct you to Paypal page to pay the dues.



<https://www.modelaircraft.org/membership/enroll>

click on the left box "Renew A Membership" blue box and follow the instruction. You might to registered first.

2023 SAM 21 Officers

PRESIDENT: Alan Peterson: 1115 Seena Avenue Los Altos, CA 94024 Tele: 650-941-6557 E-mail: alansoars@aol.com

VICE PREZ: Bill Vanderbeek:

Tele: 408-472-0274 E-mail: billvenderbeel@yahoo.com

SECRETARY: vacant (Brian Chan)

TREASURER: Cliff Shekell: 2473 Briarwood Dr. San Jose, Ca. 95125 Tele: 408-269-5065 E-mail: tedbear1@pacbell.net

MEMBERSHIP: Steve Roselle: 16114 Janet Way, Grass Valley, Ca 95949 Tele: 650-465-1996 E-mail: sroselle@earthlink.net

CHIEF EDITOR: Brian Chan: 113 Starlite Drive, San Mateo, CA 94402 Tele: 650-867-8813 E-mail: SAM21editor@gmail.com

COMPETITION: Brian Sargent: 15575 Upper Ellen Road, Los Gatos, CA 95033 Tele: 408-656-3662 E-mail: bhsargent@gmail.com



SAM 21 - 2024 Membership Application Form

Check one: NEW Member RETURNING Member

Check one: FULL Member **\$10.00**

SAM No. _____ AMA No. _____
(Req'd if full)

Name: _____

Address _____

City, State, Zip _____

Phone: _____ Cell _____

Mail Form & Dues to SAM21 Treasurer: Cliff Shekell 2473 Briarwood Drive, San Jose, Ca 95125

